

# Online HorseCollege



**Student Workbook**

**2.H.01 Identification**

[www.OnlineHorseCollege.com](http://www.OnlineHorseCollege.com)

Student Name: .....

Student Number: .....

Email: .....

Phone: .....

Other Personal Information

**www.OnlineHorseCollege.com**

*(Ausintec Academy P/L ATF Ausintec Academy Trust T/as)  
Ausintec Academy*

*Mailing Address:-  
392 Bribe Island Road,  
CABOOLTURE QLD 4510  
(between Brisbane & Sunshine Coast)  
AUSTRALIA*

*Registered Training Organisation No:31352  
Centrelink Approval No: 4P530  
CRICOS Provider Code: Pending*

*Phone within Australia (07) 3102 5498  
Outside Australia + 61 7 3102 5498  
request@OnlineHorseCollege.com*

## **Contents**

Unit Information	Pg. 4
Identification Introduction	Pg. 5
Colours	Pg. 6 & 7
Markings	Pg. 8 & 9
Brands	Pg. 10 & 11
Size/Height	Pg. 12
Sex & Age	Pg. 13 & 14
Tattooing and Micro-chipping	Pg. 15
Extension Lesson	Pg. 16
Recommended Reading	Pg. 17
References	Pg. 18

## **Identification 2.H.01 Workbook**

Students are to complete Orientation 0.O.01 online survey prior to attempting Horse Care 2.H.01. This orientation forms part of your final qualification.

Students are to follow all recommended safety considerations.

Practical assessments for Horse Care 2.H.01 are as follows

- Colours
- Markings
- Brands
- Size/Height
- Sex
- Tattooing and Micro-chipping

These assessments incorporate the following unit from the SIS30710 Sport Industry Training Package which include the listed elements

SISOEQO201A Handle horses

- Identify and catch, control and lead a horse
- Assist with the transportation of horses

*Further information about this assessment is available at [www.training.gov.au](http://www.training.gov.au)*

## Identification Introduction

Identification is the means by which we tell horses apart. There are various ways to identify a horse, including using colour, markings, brands, size, sex, tattooing and micro-chipping. The following information looks into these methods in more depth.

## Colours



Palomino

Golden colour body with white mane and tail.



Buckskin/Yellow  
Dun

A gold or tan coloured coat and black mane, tail and legs (black points). Dun coloured horses have sandy yellow to reddish brown coats with a black stripe down the middle of their back (known as a dorsal stripe) and the mane and tail darker than the coat and the legs and head darker still.



Bay

Light brown to dark red/brown body with black mane, tail and legs. Bay horses are characterized by a reddish brown body colour with a black mane and tail. The edges of the ears and the lower legs are also black. These are referred to as black points. Bay horses can have white markings, except for the breed known as a Cleveland Bay, which is only allowed to have a small white marking on the head to be registered with the stud book.



Black

Black body, legs, mane, tail, muzzle, flanks and ears.



Paint/Pinto/Piebald/Skewbald

Irregular patches of any basic body colour mixed with white. The difference between all these colours can be quite confusing. Wikipedia describes a paint as a horse with that has the colour characteristics of a pinto but with quarter horse or thoroughbred bloodlines. Whilst a pinto is described as a horse with large patches of white with any other colour and of any breed.



## Colours (cont.)



**Chestnut/Sorrel** The chestnut colour of a horse can vary in intensity. This colour comprises of a shade of red or reddish brown body and legs with a similar mane and tail which can be darker or lighter in colour, but never black. They can have white markings which may have pink skin underneath.



**Brown** A black to dark brown body with brown areas around the flanks, muzzle and eyes.



**Appaloosa** This is also a breed. A spotted colour of white and another base colour such as black, bay or chestnut. There are 5 different patterns recognised:- blanket, leopard, few spot leopard, snow flake, roan and frost.



**Grey/Gray** Usually born black, white hair gradually increases in the coat as they get older starting with the face and legs. One of the parents of a grey horse is always a grey.



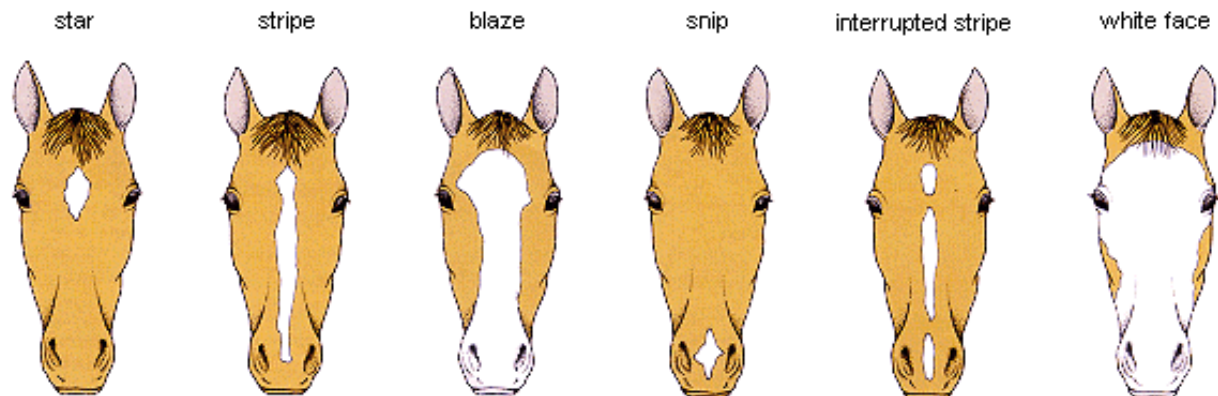
**Roan** A solid base colour such as black, chestnut or bay mixed with white hairs. The head, legs, mane and tail are the solid base colour.

## Markings

### Head/Facial

These are described by shape and location. Some horses may have a combination of facial markings e.g. star and a snip or star and stripe.

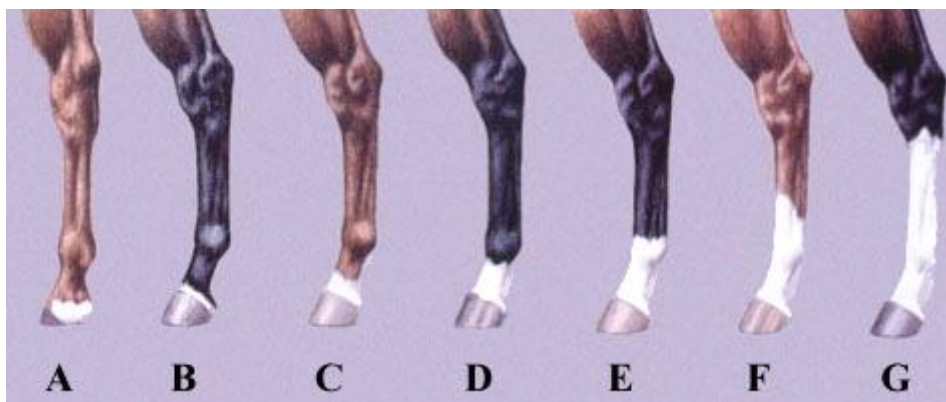
Head and leg markings are natural markings which the horse is born with.



A- Star. B- Stripe. C- Snip. D- Blaze. E- Baldy/white face

### Legs

Leg markings are described by how far up the leg the white goes. Horses may have a combination of markings on different legs e.g. socks on the front legs and stockings on the back legs.



A- White heel. B- White coronet. C- White half pastern D- White pastern. E- White sock (fetlock) F- White partial/half stocking. G- White stocking (cannon)



## Markings (cont.)

### Whorls

These are patches of hair that grow in the opposite direction to the rest of the hair (similar to a pinwheel) and are unique to each horse. Formed when the horse is a fetus, they can be found on the body as well as the head.



### Scars

Scars consist of fibrous tissue that replaces normal skin after an injury. This is a type of marking which a horse isn't born with.



### Ermine Marks

This is when there are black marks or spots within a white marking. Usually occurs on the legs and are present from birth.



## Brands

Branding is a man-made method of identifying horses (therefore horses are not born with brands).

Brands include information regarding the stud the horse was bred at, the year of its birth and the number foal it was for that year.



This is an example of the stud or breeders brand, unique to that stud or breeder.



Here is an example of the numbering system. "33" is the number this foal dropped in the breeding season. And "1" is an indicator of the year it was born. For example 1991, 2001. Other information may need to be sort from teeth and physical development to help gauge the year of birth.

There are two types of branding.

### Freeze branding-

Done using a very cold branding iron. This method alters the colour pigmentation of the hair. The hair will grow back white, permanently.



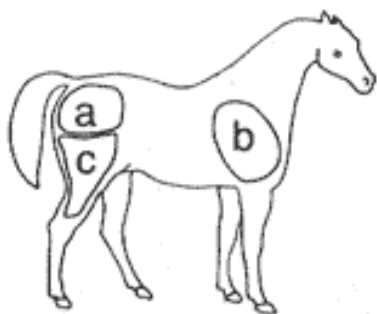
### Fire branding-

This type uses a very hot branding iron. The area branded scabs, producing scar tissue and usually very little hair will grow back. This type of brand can be much harder to read.



## Brands (cont.)

Common locations for branding are on the quarters (a), shoulders (b), thighs (c) or on the neck



## Size/Height

Horses are measured in a unit called 'hands' (sometimes they're also measured in centimetres). A 'hand' is equal to 4 inches or 10.16cm. When measuring accurately its important to ensure the horse is on a flat level surface, the horses weight should be evenly distributed on all 4 legs with the horse standing square (forelegs & hind legs in line to form each corner of a square), the poll no lower than the highest point of the wither, measuring from the wither to the ground (if the horse is shod, about 1cm should be taken from the total height).

Measurements may be taken using a measuring stick.



Or tape .

For rules and guidelines in measuring visit the EFA National link below  
[www.equestrian.org.au/site/equestrian/national/downloads/content/attachments/rules/02%20Mch-Nat%20Measuring%20Rules.pdf](http://www.equestrian.org.au/site/equestrian/national/downloads/content/attachments/rules/02%20Mch-Nat%20Measuring%20Rules.pdf)

## Sex & Age

The following examples should help to differentiate between the sexes.



**Stallion** Is a not castrated or entire (testes intact) male over the age of 4 or 5 years. Characteristically they will have a well defined crest. Some can be difficult or even dangerous to handle in the presence of mares.



**Mare** A female horse over 4 or 5 years. A female will have teats up in between the hind legs. Some mares can become cranky or difficult to handle when in 'season'



**Gelding** A castrated/de-sexed (testes removed) male. Geldings will lack characteristic crest of a stallion (unless overweight) but are very manageable in temperament.

Female horses under 3-4years old are referred to as 'fillies'. Male horses under 3-4years old are 'colts'. Typically at this age they are immature and still growing.

A yearling is a horse of either sex above the age of 1 but under the age of 2. Characteristically they can be gangly or disproportionate in their conformation as they are still maturing.





## Sex & Age (cont.)

A foal is a horse under 1yr old. A weanling is a horse that is under 1yr old but has been weaned off its mother so it no longer relies on milk for sustenance but eats and grazes solids.



“In foal” is a term that refers to a mare that is pregnant.



## Tattooing and Micro chipping

### Tattooing

Another 'man made' way of identification, tattooing horses involves using numbers, letters and/or symbols to represent information about the horses' date of birth and stud in the same way a traditional brand does only the tattoo is located on the inside of the upper lip. A tattoo is permanent and allows the horse to be traced back to the owner.



### Micro-chipping

Micro chipping involves implanting a computer chip about the size of a grain of rice under the skin. This computer chip stores horse and owner details, providing proof of ownership. When the chip is scanned it provides a number, this number is unique and corresponds with the horse and owner details. With this number these details can be obtained through the microchip registry.

Microchips are permanent and are implanted on the nearside of the horse, in the neck. A microchip scanner is required to read the chip.



Microchip scanner

## Extension Lesson

Using the table below, go around your stable/establishment/area and identify horses using the methods we have covered.

Name of Horse			
Colour			
Facial/Head markings			
Leg markings			
Is the horse branded?			
Where is the brand located?			
Height/Size			
Sex			
Does the horse have a tattoo?			
Is there anything else about the horse that makes it easily identifiable?			

If a horse has the brand  $\frac{68}{0}$  what number foal was it?

.....

If a horse has the brand  $\frac{34}{1}$  what are the possible years it was born?

.....

## Recommended Reading

Greenhouse Picture Guides- Colours and Markings

The Complete Horse Care Manual- Colin Vogel

## References

### Images:-

- Page 6 <http://www.ultimatehorsesite.com>
- Page 6 <http://www.whitehorseproductions.com>
- Page 6 <http://www.murmurfarm.com>
- Page 7 <http://www.horseforum.com>
- Page 7 <http://www.horsedirectory.com.au>
- Page 8 <http://www.ca.uky.edu>
- Page 8 <http://www.horseandhound.co.uk>
- Page 9 <http://www.deannesweb.com>
- Page 10 <http://cattlebrands.org>
- Page 10 <http://www.oklahomahomeschool.com>
- Page 11 <http://toolboxes.flexiblelearning.net.au/>
- Page 11 <http://www.horsegroomingsupplies.com/>
- Page 11 <http://www.dpi.qld.gov.au/>
- Page 12 <http://www.theanimalfiles.com/>
- Page 12 <http://foreverhorses.blogspot.com>
- Page 12 <http://www.signet.net.au>
- Page 13 <http://www.horsegroomingsupplies.com>
- Page 13 <http://checkoutthishorse.blogspot.com>
- Page 13 <http://www.australianwesternhorseshowcase.com.au>
- Page 13 <http://www.riverhillsstudfarm.com.au>
- Page 14 <http://www.touchstonefarm.com.au>
- Page 14 <http://www.backwoodlivery.co.uk>
- Page 15 <http://www.offtrackthoroughbredhelp.com>
- Page 15 <http://www.nzsporthorse.org>



**[www.OnlineHorseCollege.com](http://www.OnlineHorseCollege.com)**

*(Ausintec Academy P/L ATF Ausintec Academy Trust T/as)  
Ausintec Academy*

*Mailing Address:-  
392 Bribie Island Road,  
CABOOLTURE QLD 4510  
(between Brisbane & Sunshine Coast)  
AUSTRALIA*

*Registered Training Organisation No:31352  
Centrelink Approval No: 4P530  
CRICOS Provider Code: Pending*

*Phone within Australia (07) 3102 5498  
Outside Australia + 61 7 3102 5498  
Requestt@OnlineHorseCollege.com*